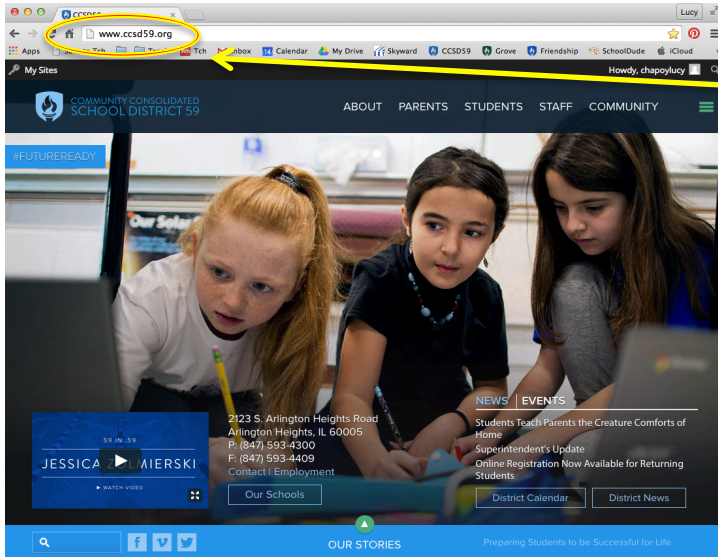


Skyward Family Access

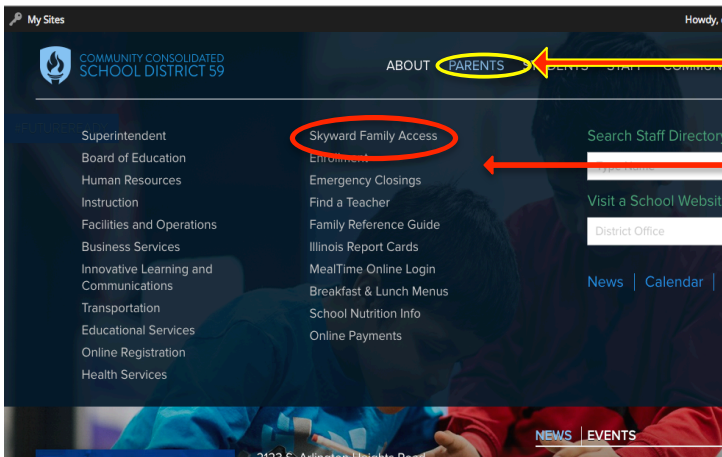
Dear parents we encourage you to use this guide to log into **Skyward Family Access**. The *Skyward Family Access* account will give you access to school information regarding your child. The account allows you to review attendance for your child, grades, class schedule, teacher notes about missing assignments, a calendar, school fees, and messages from the principal, teachers and the school district.



1. To access your account please visit our school district website at:

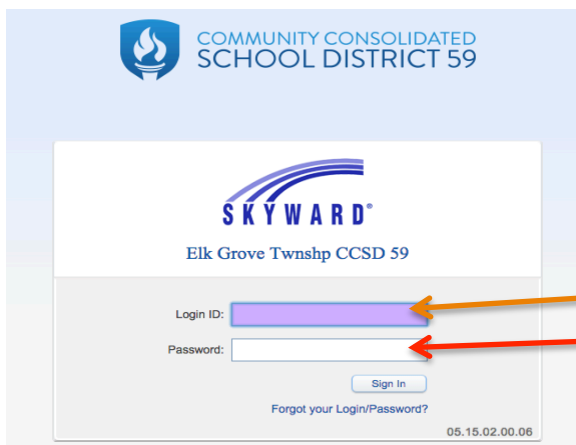
www.ccsd59.org

*Before you begin make sure that you have your User and Password information. If you don't have this information call the school and request it. Please note this information will only be given to parents or guardians.



2. Move the cursor over the link 'PARENTS' and a menu will appear with these options

3. Click on the "SKYWARD FAMILY ACCESS" link to go to the login screen



4. Enter your Login ID here*
Enter your Password here*

USER INFORMATION*

Login ID: _____

Password: _____

Skyward Family Access

5. Once you log in to your SKYWARD FAMILY ACCESS ACCOUNT this main screen will appear

On the main screen you will have access to the menu and the following options

SELECT LANGUAGE

If you need the menus to appear in a language, other than English, click here to select

The student's name will appear here

MAIN MENU

Click on the menu links to view the information

The screenshot shows the Skyward Family Access home page. At the top, the browser address bar shows the URL: <https://skyward.iscorp.com/scripts/wsisa.dll/WService=wseduelkgroveil/sfhome01.w>. The page header includes the Skyward logo, the text "Family Access Carlos I", and navigation links for "My Account", "Email History", and "Exit". A "Select Language" dropdown menu is visible, along with "District Links". A notification bar states "You have unread messages". The main content area features a "Post a message" input field and a message titled "Online Registration Now Available for Returning Students" dated "Fri Apr 10, 2015 3:03pm". The message text reads: "Dear Parents: Online registration for the 2015/2016 school year begins April 1st and continues through May 15. You may sign in to your Skyward Family Access account and complete the process, or come to your child's school if you need assistance. Need your Skyward login or password? Please contact your school building secretary." Below this is a Spanish version: "Estimados Padres: La inscripción por Internet para el año escolar 2015/2016 comienza el 1° de abril y continúa hasta el 15 de mayo. Puede ingresar a su cuenta Skyward Family Access y completar el proceso, o puede venir a la escuela de su hijo(a) si necesita ayuda. ¿Necesita su nombre de usuario o contraseña". On the right side, there are sections for "Upcoming Events", "Calendar", and "Call Structure Notes". A sidebar on the left contains a "Home" menu with links to "Online Registration", "Calendar", "Gradebook", "Attendance", "Student Info", "Schedule", "Fee Management", "Report Cards/Portfolio", and "Login History".

The account User name will appear here (parent/guardian)

The HOME screen will display messages regarding the student, the school and the school district.